

PRECISION PLUMBING PRODUCTS 2018 - LIST PRICE SCHEDULE



**ISO 14001:2004
CERTIFIED**



**ISO 9001:2008
CERTIFIED**

802 SE 199th Ave • Portland, Oregon 97233 • 503-256-4010

"Specify with confidence – install with pride"®

FAX # 503-253-8165

WEB SITE: www.pppinc.net

Made in the U.S.A.

PRECISION PLUMBING PRODUCTS LIST PRICE SCHEDULE

STANDARD WATER HAMMER ARRESTORS

SYSTEM RATED PLUS HAMMER ARRESTOR (THREADED CONNECTION)

PART NUMBER	DESCRIPTION (P.D.I.)	SIZE (N.P.T.)	LIST PRICE
SC-500	"A" LEAD FREE	1/2"	\$ 38.00
SC-750	"B"	3/4"	43.00
SC-1000	"C"	1"	72.00

Normal operating pressure 0 to 80 PSIG Spike pressure 400 PSIG.

Also available in BSP threads quoted separately.

NO ACCESS DOOR REQUIRED. ASSE and IAPMO Listed.

NOTE: ADD 20% SURCHARGE FOR SPECIAL NITROGEN CHARGE.

ASSE and IAPMO Certified.



SYSTEM RATED HAMMER ARRESTOR (THREADED CONNECTION)

PART NUMBER	DESCRIPTION (P.D.I.)	CONNECTION (N.P.T.)	LIST PRICE
SC-500A	"A" LEAD FREE	1/2"	\$ 17.00
SC-750B	"B"	3/4"	21.00
SC-1000C	"C"	1"	52.00
SC-1250D	"D"	1"	70.00
SC-1500E	"E"	1"	101.00
SC-2000F	"F"	1"	150.00

ASSE and IAPMO Certified. Meets CA low lead requirements.



SWEAT/KWIK-PRESS HAMMER ARRESTORS™

PART NUMBER	DESCRIPTION (P.D.I.)	CONNECTION (KWIK-PRESS/SWEAT)	LIST PRICE
SWA-500A	"A" LEAD FREE	1/2"	\$ 17.00
SWA-750B	"B"	3/4"	21.00
SWA-1000C	"C"	1"	52.00
SWA-1250D	"D"	1"	70.00
SWA-1500E	"E"	1"	101.00
SWA-2000F	"F"	1"	150.00

Kwik-Press models may be used with quick connect fitting systems.

ASSE and IAPMO Certified. Meets CA low lead requirements.



STAINLESS STEEL BELLOWS HAMMER ARRESTORS™ (THREADED CONNECTION)

PART NUMBER	DESCRIPTION (P.D.I.)	CONNECTION (N.P.T.)	LIST PRICE
SBHA-500A	"A" LEAD FREE	3/4"	\$ 225.00
SBHA-750B	"B"	1"	457.00
SBHA-1000C	"C"	1"	700.00
SBHA-1250D	"D"	1"	1750.00
SBHA-1500E	"E"	1"	2000.00
SBHA-2000F	"F"	1"	2400.00



MINI-MAX ARRESTORS

“MINI-MAX”™ (RESIDENTIAL SINGLE FIXTURE) “AA”

PART NUMBER	DESCRIPTION	SIZE	LIST PRICE
MM-500TH	THREADED	1/2" NPT	\$ 14.00
MM-500SWA	SWEAT	1/2" SWEAT	14.00
MM-5001FCT	FEMALE	3/8" COMP "T" X FEMALE COMP "T"	21.00
MM-5002FCT	FEMALE	5/8" COMP "T" X FEMALE COMP "T"	21.00
MM-5003CPT	COMPRESSION	3/8" COMP "T" X COMP "T"	19.00
MM-500L	LAUNDRY	3/4" MALE X FEMALE SWIVEL HOSE	23.00
MM-500TS	TUB/SHOWER	1/2" SWEAT X 1/2" MALE BRANCH	19.00
MM-500FPF	CPVC FTNG	1/2" FEMALE FITTING	16.00
MM-500MPF	CPVC FTNG	1/2" MALE FITTING	17.00
MM-500PEX	PEX BARB TEE	1/2" PEX BARB FITTING	16.00
MM-500PEX19	ProPEX UPONOR MINI	1/2" PEX BARB FITTING	17.00
MM-500STRPEX	STRAIGHT PEX BARB	1/2" PEX BARB FITTING	16.00
MM-500STRPEX19	STRAIGHT ProPEX/ UPONOR MINI	1/2" PEX BARB FITTING	17.00
MM-500ST	SWEAT	1/2" SWEAT X 1/2" SWEAT	17.00

LEAD FREE

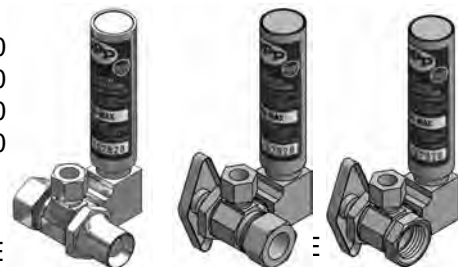
ASSE and IAPMO Certified.



“MINI-MAX”™ ANGLE STOP (SINGLE FIXTURE) WITH ARRESTOR (CHROME PLATED) “AA”

PART NUMBER	DESCRIPTION	SIZE	LIST PRICE
MM-500ASCP	COMPRESSION 5/8"	52.00	\$ 52.00
MM-500ASTH	THREADED (FIP)1/2"	52.00	52.00
MM-500ASTHLK	THREADED (Loose Key)1/2"	117.00	117.00
MM-500ASCPLK	COMP. (Loose Key) 5/8"	117.00	117.00

LEAD FREE



“MINI-MAX”™ LAUNDRY/ICE MAKER BOX ASSEMBLY

PART NUMBER	DESCRIPTION	LIST PRICE
MM-500PLB	PLASTIC LAUNDRY BOX	\$ 75.00
MM-500PLB-PEX	PLASTIC LAUNDRY BOX PEX	75.00
MM-500PLB-PEXU	PLASTIC LAUNDRY BOX UPONOR	75.00
MM-500MLB	METAL LAUNDRY BOX	95.00
MM-500MLB-PEX	METAL LAUNDRY BOX	100.00
MM-500MLB-PEXU	METAL LAUNDRY BOX	106.00
MM-500PLBFR	PLASTIC LAUNDRY BOX (Fire Rated)	125.00
MM-500PLBFR-PEX	PLASTIC LAUNDRY BOX (Fire Rated)	130.00
MM-500PLBFR-PEXU	PLASTIC LAUNDRY BOX (Fire Rated)	135.00
MM-500PIMB	PLASTIC ICE MAKER BOX	60.00
MM-500PIMB-PEX	PLASTIC ICE MAKER BOX	62.00
MM-500PIMB-PEXU	PLASTIC ICE MAKER BOX	66.00
MM-500MIMB	METAL ICE MAKER BOX	69.00
MM-500MIMB-PEX	METAL ICE MAKER BOX	70.00
MM-500MIMB-PEXU	METAL ICE MAKER BOX	75.00
MM-500PIMBFR	PLASTIC ICE MAKER BOX (Fire Rated)	105.00
MM-500PIMBFR-PEX	PLASTIC ICE MAKER BOX (Fire Rated)	106.00
MM-500PIMBFR-PEXU	PLASTIC ICE MAKER BOX (Fire Rated)	110.00

LEAD FREE



All Laundry Valve connections are 1/2" NPT, 1/2" PEX, or 1/2" Sweat x 3/4" Hose.
All Ice Maker Valve connections are 1/2" NPT, 1/2" PEX, or 1/2" Sweat x 1/4" Comp.
ASSE and IAPMO Certified.

SPECIAL FLUID ARRESTORS

WATER HAMMER ARRESTOR (NICKEL PLATED)

PART NUMBER	DESCRIPTION	SIZE (N.P.T.)	LIST PRICE
SNP-500	ELECTROLESS	1/2"	\$ 50.00
SNP-750	NICKEL PLATED	3/4"	55.00
SNP-1000	"	1"	60.00
SNP-1250	"	1"	125.00
SNP-1500	"	1"	150.00
SNP-2000	"	1"	350.00

LEAD FREE



Normal operating pressure 0 to 80 PSIG. Spike pressure 400 PSIG.
For use in corrosive application.*Please call for lead time. Larger sizes available and quoted separately.
BSP Threads also available. **NOTE: THESE ARE SPECIAL ORDER AND CAN NOT BE RETURNED.**

WATER HAMMER ARRESTOR (316 STAINLESS STEEL)

PART NUMBER	DESCRIPTION	SIZE (N.P.T.)	LIST PRICE
SS-500316	316 STAINLESS STEEL	1/2"	\$ 75.00
SS-750316	"	3/4"	85.00
SS-1000316	"	1"	100.00
SS-1250316	"	1"	175.00
SS-1500316	"	1"	225.00
SS-2000316	"	1"	400.00

LEAD FREE



Normal operating pressure 35 to 500 PSIG.
Spike pressure not to exceed 2,000 PSIG. for 316SS
For use with corrosive application or where high pressures are possible.
*Please call for lead time.

ASSE and IAPMO Certified. Meets CA low lead requirements.

WATER HAMMER ARRESTORS (FLANGE)*

PART NUMBER	BOLT OPENING	DESCRIPTION	LIST PRICE
COPPER/BRASS			
(CLASS 150)			
SCS-3000FLG	3/4" - 4	3" FLG X 3" BORE	\$ 750.00
SCS-4000FLG	3/4" - 4	4" FLG X 4" BORE	1,200.00
SCS-5000FLG	7/8" - 8	5" FLG X 5" BORE	2,500.00
SCS-6000FLG	7/8" - 8	6" FLG X 6" BORE	4,750.00
SCS-8000FLG	7/8" - 8	8" FLG X 8" BORE	12,750.00
316 STAINLESS STEEL (CLASS 300)			
SS-3000316FLG	3/4" - 8	3" FLG X 3" BORE	\$ 1,700.00
SS-4000316FLG	3/4" - 8	4" FLG X 4" BORE	2,700.00
SS-5000316FLG	3/4" - 8	5" FLG X 5" BORE	6,400.00
SS-6000316FLG	3/4" - 12	6" FLG X 6" BORE	9,800.00
SS-8000316FLG	3/4" - 12	8" FLG X 8" BORE	15,000.00

COPPER/BRASS 316 STAINLESS STEEL



CLASS 150

CLASS 300

*Please call for lead time. Class 300 arrestors are non-returnable and non-cancelable.

WATER HAMMER ARRESTORS (PIGMENTED CPVC)

PART NUMBER	DESCRIPTION	SIZE (N.P.T.)	LIST PRICE
CPVC-500	SCH.#80 GREY	1/2"	\$ 145.00
CPVC-750	"	3/4"	160.00
CPVC-1000	"	1"	200.00
CPVC-1500	"	1 1/2"	350.00
CPVC-2000	"	2"	525.00
CPVC-3000	"	3"	1,150.00
CPVC-4000	"	4"	2,800.00

LEAD FREE



Normal operating pressure 100 PSIG. For use in distilled and triple distilled application, and high temperature water systems not to exceed 100°F, or where corrosive conditions may be present. Pigmented CPVC conforms to ASTM standards: 1784 for materials and F-441 for pipe. CPVC (Hi-Temp) = Type IV Grade 1 = 4120 = cell classification 23447-B

NOTE: CPVC ARRESTORS ARE NON-RETURNABLE AND NON-CANCELABLE. *Please call for lead time.

WATER HAMMER ARRESTOR (HIGH PRESSURE WITH FILLER CAP)

PART NUMBER	DESCRIPTION	SIZE (N.P.T.)	LIST PRICE
HPC-500	COPPER/BRASS	1/2"	\$ 150.00
HPC-750	"	3/4"	160.00
HPC-1000	"	1"	190.00
HPC-1250	"	1"	230.00
HPC-1500	"	1"	240.00
HPC-2000	"	1"	480.00
HPC-2500	"	1"	925.00



Normal operating pressure 35 to 500 PSIG. Spike pressure 2,000 PSIG. For use on potable water systems where extreme pressure is possible. Available in BSP threads quoted separately. *Please call for lead time. NOTE: THESE ARE NON-RETURNABLE AND NON-CANCELABLE.

MANUALLY OPERATED TRAP PRIMER

FLUSH VALVE PRIMER

PART NUMBER	DESCRIPTION	LIST PRICE
FVP-1VB	17 GA. PRIMING TUBE W/VACUUM BREAKER	\$ 107.00

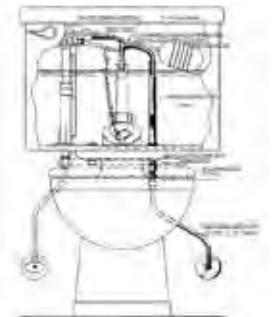
The Flush Valve Primer is for use in fresh water floor drain trap priming requirements. It will provide a fresh water prime each time the flushometer valve is activated. The unit comes complete with an integral vacuum breaker, a 1/2" x 12" chrome plated brass fresh water make-up line, and a 1/2" escutcheon 3/8" NPT x 1/2" Comp. **ASSE and IAPMO Certified.**



WALKER CLOSET PRIMER

PART NUMBER	DESCRIPTION	LIST PRICE
WCP-1	BALL COCK PRIMING ASSEMBLY	\$ 74.00

The Walker Closet Primer is designed for use in fresh water floor drain trap priming requirements. It will provide an automatic fresh water prime each time the flush valve is activated in a water closet, thus priming a single drain up to twenty (20) feet away. A 1/2" brass compression fitting is provided with each primer. **ASSE and IAPMO Certified.**



TAIL PIECE TRAP PRIMER

PART NUMBER	DESCRIPTION	LIST PRICE
LTP-1500	P-Trap Primer	\$ 130.00

The Tail Piece Trap Primer utilizes the drain water in the p-trap from lavatories and similar fixtures to prime a floor drain in the immediate vicinity. As the fixture is being used, a small amount of water overflows into the make-up line, and gravity directs the over flow to the appropriate floor drain trap assuring that the trap seal is maintained. **ASSE and IAPMO Certified.**



PRESSURE DROP ACTIVATED TRAP PRIMER

AUTOMATIC TRAP PRIMER VALVES (1/2" INLET/OUTLET) (PRESSURE DROP TYPE)

PART NUMBER	DESCRIPTION	LIST PRICE
PR-500NP	PRIME-RITE™ (NICKEL PLATED)	\$ 75.00
PR-500SS	PRIME-RITE™ (STAINLESS STEEL)	135.00
PR-500	PRIME-RITE™ PRIMER	70.00
P1-500	P-1 PRIMER™	75.00
P2-500	P-2 PRIMER™	72.00
PO-500	OREGON #1™ PRIMER	65.00
CPO-500	DUAL FLOW™ (COPPER)	74.00



For use on fresh water floor drain trap primer requirements. Automatically operates on 10 pound pressure drop. **Effective operating range 20 to 80 PSIG.** Valves are installed on cold fresh water lines of 1 1/2" diameter or less. **ASSE and IAPMO Certified.**

FLOW ACTIVATED TRAP PRIMER

PRIME-PRO TRAP PRIMER

PART NUMBER	DESCRIPTION	LIST PRICE
PRO1-500	1/2" FIP LOW - LEAD BRASS TRAP PRIMER	\$ 85.00
PRO1-ULP500	1/2" CHROME PLATE UNDER-LAV TRAP PRIMER ASSY	205.00

LEAD FREE




The Prime-Pro is activated when sensing potable water flowing at an adjacent plumbing fixture. This trap priming device must be installed on the cold water line leading to the plumbing fixture. Providing potable water to the trap seal is essential in preventing sewer gas escape and bacteria growth. The valve is activated at any flow rate at **20 PSIG ASSE and IAPMO Certified. Meets CA low lead requirements.**

ELECTRONIC FLOOR DRAIN TRAP PRIMERS

MINI-PRIME™ (ELECTRONIC TRAP PRIMER)(1/2" NPT INLET)(USE WITH DISTRIBUTION UNITS)

PART NUMBER	DESCRIPTION	LIST PRICE
MP-500-12V	12 VOLT BATTERY OPERATED (Not UL certified)	\$ 840.00
MP-500-24V	24 VOLT	595.00
MP-500-115V	115 VOLT	595.00
MP-500-220V	220 VOLT	595.00
MPB-500-12V	12 V BATTERY OPERATED W/NEMA 1 BOX (Not UL certified)	1025.00
MPB-500-24V	24 VOLT W/NEMA 1 BOX	785.00
MPB-500-115V	115 VOLT W/NEMA 1 BOX	785.00
MPB-500-220V	220 VOLT W/NEMA 1 BOX	785.00


220 Volt available upon request. Purchase distribution units separately. UL, **ASSE and IAPMO Certified.**



SOLO-PRIME™ / SMART PRIME(ELECTRONIC TRAP PRIMER) (1/2" NPT INLET)(USE WITH DISTRIBUTION UNITS)

PART NUMBER	DESCRIPTION	LIST PRICE
SP-500-24V	24 VOLT	\$ 250.00
SP-500-115V	115 VOLT	\$ 250.00
SMP-500-24V	24 VOLT	\$ 365.00
SMP-500-115V	115 VOLT	\$ 365.00
SMP-500-220V	220 VOLT	\$ 365.00

Purchase distribution units separately. Primes 1 to 4 floor drains. Use access door D-814PC/SS or F-814PC/SS. **IAPMO Certified.**




SOLO-PRIME

SMART-PRIME

**PRIME-TIME™ ELECTRONIC TRAP PRIMER 115 VOLT (FLUSH MOUNT)
(3/4" FNPT INLET & 1/2", 5/8", 1/2" PEX OR 1/2" PROPEX COMPRESSION OUTLET)**

PART NUMBER	DESCRIPTION	LIST PRICE
CABINET DIMENSION: MODEL PT-4 – PT-12 ID WIDTH 14" X LENGTH 16" X DEPTH 3 3/8"		
PT-4	4 OPENING MANIFOLD W/BOX	\$ 1,140.00
PT-6	6 OPENING MANIFOLD W/BOX	1,165.00
PT-8	8 OPENING MANIFOLD W/BOX	1,200.00
PT-10	10 OPENING MANIFOLD W/BOX	1,215.00
PT-12	12 OPENING MANIFOLD W/BOX	1,240.00
(D1416 Access Door Required. See page 11)		
CABINET DIMENSION: MODEL PT-1320 ID WIDTH 20 1/2" X LENGTH 16 1/2" X DEPTH 3 3/8"		
PT-1320	13 to 20 OPENING MANIFOLD W/BOX	1,490.00
(D1620 Access Door Required. See page 11)		
CABINET DIMENSION: MODEL PT-2130 ID WIDTH 30 1/2" X LENGTH 20 1/2" X DEPTH 3 3/8"		
PT-2130	21 to 30 OPENING MANIFOLD W/BOX	1,700.00
(D2030 Access Door Required. See page 11)		



An electrically operated solenoid priming manifold with 1/2" or 5/8" compression outlet. An adjustable timer releases fresh water once every 24 hours to maintain floor drain trap seal. NOTE: ADD 10% SURCHARGE FOR FIRE RATED ENCLOSURE., NON RETURNABLE OR CANCELLABLE, UL, ASSE and IAPMO Certified. 220 Volt, available at additional cost.

**PRIME-TIME™ ELECTRONIC TRAP PRIMER 115 VOLT (SURFACE MOUNT)
(3/4" FNPT INLET & 1/2", 5/8", 1/2" PEX OR 1/2" PROPEX COMPRESSION OUTLET)
(NEMA TYPE 1 CABINET)**

PART NUMBER	DESCRIPTION	LIST PRICE
PTS-4	4 OPENING MANIFOLD W/BOX	\$ 1,185.00
PTS-6	6 OPENING MANIFOLD W/BOX	1,205.00
PTS-8	8 OPENING MANIFOLD W/BOX	1,240.00
PTS-10	10 OPENING MANIFOLD W/BOX	1,255.00
PTS-12	12 OPENING MANIFOLD W/BOX	1,280.00
PTS-1320	13 to 20 OPENING MANIFOLD W/BOX	1,475.00
PTS-2130	21 to 30 OPENING MANIFOLD W/BOX	1,605.00



An electrically operated solenoid priming manifold with 1/2" or 5/8" compression outlet. An adjustable timer releases fresh water once every 24 hours to maintain floor drain trap seal. Access cover included. 12" x 12" x 4" NEMA 1 Box. UL, ASSE, and IAPMO Listed. 220 Volt, available at additional cost.

ENERGY MANAGEMENT SYSTEMS

PRIME-TIME™ 24 VOLT ENERGY MANAGEMENT SYSTEM ELECTRONIC TRAP PRIMER (FLUSH MOUNT) (3/4" FNPT INLET & 1/2", 5/8", 1/2" PEX OR 1/2" PROPEX COMPRESSION OUTLET)

PART NUMBER	DESCRIPTION	LIST PRICE
CABINET DIMENSION: MODEL PT-4 – PT-12 ID WIDTH 14" X LENGTH 16" X DEPTH 3 3/8"		
PT-4-EMS	4 OPENING MANIFOLD W/BOX	\$ 1,170.00
PT-6-EMS	6 OPENING MANIFOLD W/BOX	1,190.00
PT-8-EMS	8 OPENING MANIFOLD W/BOX	1,210.00
PT-10-EMS	10 OPENING MANIFOLD W/BOX	1,245.00
PT-12-EMS	12 OPENING MANIFOLD W/BOX	1,265.00


(D1416 Access Door Required. See page 11)

CABINET DIMENSION: MODEL PT-1320 ID WIDTH 20 1/2" X LENGTH 16 1/2" X DEPTH 3 3/8"		
PT-1320-EMS	13 to 20 OPENING MANIFOLD W/BOX	1,510.00

(D1620 Access Door Required. See page 11)

CABINET DIMENSION: MODEL PT-2130 ID WIDTH 30 1/2" X LENGTH 20 1/2" X DEPTH 3 3/8"		
PT-2130-EMS	21 to 30 OPENING MANIFOLD W/BOX	1,695.00

(D2030 Access Door Required. See page 11)



An electrically operated solenoid priming manifold with 1/2" or 5/8" compression outlet. An adjustable timer releases fresh water once every 24 hours to maintain floor drain trap seal. NOTE: ADD 10% SURCHARGE FOR FIRE RATED ENCLOSURE., NON RETURNABLE OR CANCELLABLE, UL, ASSE and IAPMO Certified.

PRIME-TIME™ 24 VOLT ENERGY MANAGEMENT SYSTEM ELECTRONIC TRAP PRIMER (SURFACE MOUNT) (3/4" FNPT INLET & 1/2", 5/8", 1/2" PEX OR 1/2" PROPEX COMPRESSION OUTLET) (NEMA TYPE 1 CABINET)

PART NUMBER	DESCRIPTION	LIST PRICE
PTS-4-EMS	4 OPENING MANIFOLD W/BOX	\$ 1,210.00
PTS-6-EMS	6 OPENING MANIFOLD W/BOX	1,230.00
PTS-8-EMS	8 OPENING MANIFOLD W/BOX	1,265.00
PTS-10-EMS	10 OPENING MANIFOLD W/BOX	1,285.00
PTS-12-EMS	12 OPENING MANIFOLD W/BOX	1,305.00
PTS-1320-EMS	13 to 20 OPENING MANIFOLD W/BOX	1,495.00
PTS-2130-EMS	21 to 30 OPENING MANIFOLD W/BOX	1,625.00

(SURFACE MOUNT)



An electrically operated solenoid priming manifold with 1/2" or 5/8" compression outlet. An adjustable timer releases fresh water once every 24 hours to maintain floor drain trap seal. Access cover included. 12" x 12" x 4" NEMA 1 Box. UL, ASSE, and IAPMO Listed.

MINI-PRIME™ ENERGY MANAGEMENT SYSTEM ELECTRONIC TRAP PRIMER 24 VOLT

PART NUMBER	DESCRIPTION	LIST PRICE
MPB-EMS-24V	24 V	\$ 665.00

ELECTRONIC PRIMING REPLACEMENT PARTS

PART NUMBER	DESCRIPTION	LIST PRICE
TBX-3-24V	CONTROL BOX WITH TIMER BOX 24 VOLT	\$ 340.00
TBX-3-115V	CONTROL BOX WITH TIMER BOX 115 VOLT	340.00
TBX-3-220V	CONTROL BOX WITH TIMER BOX 220 VOLT	340.00
TMRADJ-24V	TIMER- 24 VOLT	160.00
TMRADJ-115	TIMER- 115 VOLT	160.00
TMRADJ-220	TIMER- 220 VOLT	160.00
TMR-12V	TIMER- 12 VOLT	160.00
TMR SMP-24V	TIMER- FOR SMART PRIME 24 VOLT	240.00
TMR SMP-115V	TIMER- FOR SMART PRIME 115 VOLT	240.00
TMR SMP-220V	TIMER- FOR SMART PRIME 220 VOLT	240.00
PTSV-1-115V	SOLENOID VALVE FOR PRIME-TIME PT AND PTS 115 VOLT	405.00
PTSV-1-220V	SOLENOID VALVE FOR PRIME-TIME PT AND PTS 220 VOLT	450.00
MPSV-1-12V	SOLENOID VALVE FOR MINI-PRIME 12 VOLT	345.00
MPSV-1-24V	SOLENOID VALVE FOR MINI-PRIME 24 VOLT	160.00
MPSV-1-115V	SOLENOID VALVE FOR MINI-PRIME 115 VOLT	160.00
MPSV-1-220V	SOLENOID VALVE FOR MINI-PRIME 220 VOLT	160.00
WA-1	WIRING HARNESS - (CONSULT TECH SUPPORT)	38.00
MSPAG-500	COPPER AIR GAP FOR MINI-PRIME AND SOLO PRIME	39.00
AG-500P-MPB	COMPOSITE AIR GAP FOR MPB	27.00
VAC-1	VACUUM BREAKER FOR PRIME-TIME PT AND PTS	48.00
VAC-1CA	CASH ACME VACUUM BREAKER REPAIR KIT	5.50
PB 12V	12V BATTERY PACK	124.00
TS-7	2 AMP FUSE	22.00
TS-8	MOMENTARY CONTACT SWITCH	8.00
MC500	1/2" MANIFOLD OUTLET CAP	5.00
MC625	5/8" MANIFOLD OUTLET CAP	5.00



TRAP SEAL PROTECTION DEVICES

PRO-DRAIN TRAP SEAL

PART NUMBER	DESCRIPTION	LIST PRICE
PDS-2000	2" FLOOR DRAIN	\$ 62.00
PDS-3000	3" FLOOR DRAIN	64.00
PDS-4000	4" FLOOR DRAIN	77.00



TRAP PRIMER DISTRIBUTION UNITS


PART NUMBER	DESCRIPTION	LIST PRICE
DU-4	4 OPENING COPPER UNIT	\$ 52.00
DU-4-500	4 OPENING COPPER UNIT W/1/2" COMP. FITTING	70.00
DU-4-625	4 OPENING COPPER UNIT W/5/8" COMP. FITTING	77.00
DU-4-625CTS	4 OPENING COPPER UNIT W/1/2" CTS FITTING	73.00
DU-U	4 OPENING MOLDED UNIT	37.00
DU-U-500	4 OPENING MOLDED UNIT W/1/2" COMP. FITTING	40.00
DU-U-625	4 OPENING MOLDED UNIT W/5/8" COMP. FITTING	43.00
DU-U-625CTS	4 OPENING MOLDED UNIT W/1/2" CTS FITTING	46.00
DU-1	CLEAR PLASTIC LID	7.00



When ordering distribution units the compression fitting size must be specified. 1/2" compression fittings for 3/8" ID or 5/8" compression fittings for 1/2" ID copper tube are supplied with each distribution unit. **IAPMO Certified.**

FLUID DISTRIBUTION MANIFOLDS

PART NUMBER	DESCRIPTION	LIST PRICE
PM-2	2 OPENING MANIFOLD	\$ 88.00
PM-4	4 OPENING MANIFOLD	140.00
PM-6	6 OPENING MANIFOLD	195.00
PM-8	8 OPENING MANIFOLD	250.00
PM-10	10 OPENING MANIFOLD	300.00
PM-12	12 OPENING MANIFOLD	350.00
PM-14	14 OPENING MANIFOLD	400.00
PM-16	16 OPENING MANIFOLD	460.00
PM-18	18 OPENING MANIFOLD	515.00
PM-20	20 OPENING MANIFOLD	565.00
PM-22	22 OPENING MANIFOLD	620.00
PM-24	24 OPENING MANIFOLD	675.00
PM-26	26 OPENING MANIFOLD	725.00
PM-28	28 OPENING MANIFOLD	780.00
PM-30	30 OPENING MANIFOLD	835.00



Manifolds for fresh water distribution to multiple floor drain traps.

AIR GAP FITTINGS

PART NUMBER	DESCRIPTION	LIST PRICE
AG-500	1/2" MPT x FPT, COPPER	\$ 39.00
RVAG-750CS	3/4" x 1 1/2" SWEAT	65.00
RVAG-750TH	3/4" MPT x 1 1/2" FPT	105.00



Prevent cross connections when installing relief valve assemblies discharging directly to drain receptors. For use with hot water heaters, water softeners, any appliance using potable water without back-flow protection.

TEMPERA™ PRESSURE BALANCING VALVE (1/2" FPT)

PART NUMBER	DESCRIPTION	LIST PRICE
TRB-2	BRASS BALANCING VALVE	\$ 124.00
TCP-2	CHROME BALANCING VALVE	225.00
TRB-2HLS	BRASS BALANCING VALVE w/HIGH LIMIT STOP	155.00
TCP-2HLS	CHROME BALANCING VALVE w/HIGH LIMIT STOP	265.00



The Tempera is standard with 1/2" FPT connection. It is a highly sensitive pressure balanced valve designed to hold pre-selected water temperature to within 3°F. Internal parts are constructed of electropolished 303 stainless steel surrounded by a red-bronze cast body containing over 85% ingot copper. **SAE 40 ASTM B62-52. Valves are Certified by ASSE & IAPMO.**

TEMP-DE-TECH™ (THERMOSTATIC SHOWER VALVE)

PART NUMBER	DESCRIPTION	LIST PRICE
TSV-500	1/2" CHROME SHOWER VALVE	\$ 53.00
TLV-500	1/2" CHROME LAV VALVE	62.00
TFV-500TH	1/2" THREADED TUB FILLER VALVE	53.00



If the water temperature at the shower head exceeds 120°F, the TEMP-DE-TECH shower valve will shut down the flow to a trickle. To reset, turn the shower to a lower temperature, the valve will open again as the water cools. **ASSE Certified.**

TFV-500TH

TLV-500

TSV-500

TEMPERA-THERM™

PART NUMBER	DESCRIPTION	LIST PRICE
TRB-1T	PRESSURE BALANCING VALVE W/PTMV-500-70 MIXING VALVE KIT	\$ 325.00
TRB-2T	PRESSURE BALANCING VALVE W/PTMV-750-70 MIXING VALVE KIT	325.00
TRB-3T	PRESSURE BALANCING VALVE W/PTMV-1000-70 MIXING VALVE KIT	380.00

LEAD FREE



Thermostatic/Pressure Balance Valve kits for two & three handle bath and shower trim sets to maintain a constant temperature control of 120°F MAX. Valve combinations provide suitable flow rates for normal residential needs. **ASSE and IAPMO Certified.**

PRECISION PRIMING ADAPTOR WITH COMPRESSION

PART NUMBER	DESCRIPTION (ABS X COMP.)	PART NUMBER	DESCRIPTION (PVC X COMP.)	LIST PRICE
PPA-2A375	2" X 3/8"	PPA-2P375	2" X 3/8"	\$ 20.00
PPA-3A375	3" X 3/8"	PPA-3P375	3" X 3/8"	26.00
PPA-4A375	4" X 3/8"	PPA-4P375	4" X 3/8"	35.00
PPA-2A500	2" X 1/2"	PPA-2P500	2" X 1/2"	20.00
PPA-3A500	3" X 1/2"	PPA-3P500	3" X 1/2"	26.00
PPA-4A500	4" X 1/2"	PPA-4P500	4" X 1/2"	35.00
PPA-2A625	2" X 5/8"	PPA-2P625	2" X 5/8"	20.00
PPA-3A625	3" X 5/8"	PPA-3P625	3" X 5/8"	26.00
PPA-4A625	4" X 5/8"	PPA-4P625	4" X 5/8"	35.00



PART NUMBER	DESCRIPTION (ABS)	LIST PRICE	PART NUMBER	DESCRIPTION (PVC)	LIST PRICE
PPA-2A625CTS	2" X 1/2"CTS	\$ 15.00	PPA-2P625CTS	2" X 1/2"CTS	\$ 15.00
PPA-3A625CTS	3" X 1/2"CTS	27.00	PPA-3P625CTS	3" X 1/2"CTS	30.00
PPA-4A625CTS	4" X 1/2"CTS	35.00	PPA-4P625CTS	4" X 1/2"CTS	37.00



All fittings will cement inside a standard P-trap fitting. A 3/8", 1/2", or 5/8" brass compression fitting is provided for trap primer line connection. **IAPMO Certified.**

THERMOSTATIC MIXING VALVE

PART NUMBER	DESCRIPTION	LIST PRICE
PTMV-500-70	1/2" SWEAT, CPVC, PEX	\$ 195.00
PTMV-750-70	3/4" SWEAT, CPVC, PEX	195.00
PTMV-500-17	1/2" SWEAT, CPVC, PEX	\$ 173.00
PTMV-750-17	3/4" SWEAT, CPVC, PEX	173.00
PTMV-1000-17	1" SWEAT	215.00



LEAD FREE



Temperature range 95°F to 140°F. Maximum flow rates for 1/2" valve 13 GPM and 3/4" 15 GPM. Valves are Certified ASSE and IAPMO

NOTE: PTMV-1000 MODELS DO NOT HAVE A CHECK VALVE.

BAC-2-BAC MANIFOLDS™

PART NUMBER	DESCRIPTION	LIST PRICE
MA-2	*MODEL #2	\$ 203.00
MU-2	*MODEL #2	192.00

LEAD FREE



(MA) Manifold assembled. (MU) Manifold un-assembled.
Model #2 Bac-2-Bac for use with 1/2", 3/4" and 1" riser.
Please consult specifications when ordering Bac-2-Bac manifold fittings.

CLEAR-FLOW (DIELECTRIC FITTINGS)

PART NUMBER	DESCRIPTION	SIZE (NOM)	BOX COUNT	LIST PRICE
19100P		1/2"	25	\$ 13.80
19125P	THREAD	3/4"	25	13.85
19145P	X	1"	25	21.00
19155P		1 1/4"	10	30.70
19165P	THREAD	1 1/2"	10	34.50
19175P		2"	10	42.10
19180P		2 1/2"	6	57.75
19185P		3"	6	105.00
19195P		4"	6	141.50
19146P	GROOVED	1"	25	26.50
19156P	X	1 1/4"	10	35.55
19166P	THREAD	1 1/2"	10	41.05
19176P		2"	10	42.10
19181P		2 1/2"	6	57.90
19186P		3"	6	104.75
19196P		4"	6	141.25

LEAD FREE



NEW

19200P	GROOVED	2"	10	42.10
19201P	X	2 1/2"	6	57.90
19202P	GROOVED	3"	6	104.75
19203P		4"	6	141.25

ASSE and IAPMO Certified.

ACCESS DOORS

ACCESS DOORS (DRY WALL SERIES)

PART NUMBER	DESCRIPTION	LIST PRICE
D-88PC	8" X 8" PRIME COAT	\$ 66.00
D-814PC	8" X 14" PRIME COAT	56.00
D-1212PC	12" X 12" PRIME COAT	65.00
D-1416PC	14" X 16" PRIME COAT	73.00
D-1620PC	16" X 20" PRIME COAT	127.00
D-2030PC	20" X 30" PRIME COAT	197.00
D-2424PC	24" X 24" PRIME COAT	172.00
D-88SS	8" X 8" STAINLESS STEEL	132.00
D-814SS	8" X 14" STAINLESS STEEL	142.00
D-1212SS	12" X 12" STAINLESS STEEL	182.00
D-1416SS	14" X 16" STAINLESS STEEL	182.00
D-1620SS	16" X 20" STAINLESS STEEL	293.00
D-2030SS	20" X 30" STAINLESS STEEL	515.00
D-2424SS	24" X 24" STAINLESS STEEL	505.00



ACCESS DOORS (FIRE RATED)

PART NUMBER	DESCRIPTION	LIST PRICE
F-88PC	8" X 8" PRIME COAT	\$ 212.00
F-814PC	8" X 14" PRIME COAT	212.00
F-1212PC	12" X 12" PRIME COAT	222.00
F-1416PC	14" X 16" PRIME COAT	353.00
F-1620PC	16" X 20" PRIME COAT	PRICE ON APPLICATION
F-2030PC	20" X 30" PRIME COAT	PRICE ON APPLICATION
F-2424PC	24" X 24" PRIME COAT	353.00
F-88SS	8" X 8" STAINLESS STEEL	419.00
F-814SS	8" X 14" STAINLESS STEEL	323.00
F-1212SS	12" X 12" STAINLESS STEEL	485.00
F-1416SS	14" X 16" STAINLESS STEEL	520.00
F-1620SS	16" X 20" STAINLESS STEEL	PRICE ON APPLICATION
F-2030SS	20" X 30" STAINLESS STEEL	PRICE ON APPLICATION
F-2424SS	24" X 24" STAINLESS STEEL	680.00



The 8 x 8 door is recommended for use with both single arrestor and primer application. The 8 x 14 door is recommended for use with primer and distribution unit combination application. Add on charges for other locks are: Cylinder Lock (CL) \$18.00 and Allen Key Latch (AKL) \$7.00. The Screw Driver Latch (SDL) is standard.

NOTE: Special Order Doors are Non-Cancelable and Non-Returnable.

MANIFOLDS AND ACCESSORIES

1" X 1/2" PEX BARB FTG., BELLED & SPUN CLOSED END (2" CTRS)

1003 SBPB	3 Loop 1" x 1/2" PEX Barb ftg., Belled & Spun Clsd End	\$ 29.15
1004 SBPB	4 Loop 1" x 1/2" PEX Barb ftg., Belled & Spun Clsd End	35.45
1005 SBPB	5 Loop 1" x 1/2" PEX Barb ftg., Belled & Spun Clsd End	41.05
1006 SBPB	6 Loop 1" x 1/2" PEX Barb ftg., Belled & Spun Clsd End	46.95
1007 SBPB	7 Loop 1" x 1/2" PEX Barb ftg., Belled & Spun Clsd End	52.85
1008 SBPB	8 Loop 1" x 1/2" PEX Barb ftg., Belled & Spun Clsd End	62.00
1009 SBPB	9 Loop 1" x 1/2" PEX Barb ftg., Belled & Spun Clsd End	63.35
10010 SBPB	10 Loop 1" x 1/2" PEX Barb ftg., Belled & Spun Clsd End	70.20
10012 SBPB	12 Loop 1" x 1/2" PEX Barb ftg., Belled & Spun Clsd End	82.35



1" COPPER MANIFOLDS W/SWEAT BRANCH (2 1/2" OC)

10002500	2 Loop 1" X 1/2" Plain Drop	\$ 24.40
10003500	3 Loop 1" X 1/2" Plain Drop	27.25
10006500	6 Loop 1" X 1/2" Plain Drop	46.05
100012500	12 Loop 1" X 1/2" Plain Drop	79.65



1" COPPER MANIFOLDS W/BRASS PEX BARB (2 1/2" OC)

10002500 PB	2 Loop 1" X 1/2" PEX Barb	\$ 23.35
10003500 PB	3 Loop 1" X 1/2" PEX Barb	28.50
10006500 PB	6 Loop 1" X 1/2" PEX Barb	48.00
100012500 PB	12 Loop 1" X 1/2" PEX Barb	86.95



1" COPPER MANIFOLDS W/1/2" BALL VALVE PEX BARB (2 1/2" OC)

10002500 PBBV	2 Loop 1" X 1/2" Ball Valve w/PEX Barb	\$ 49.90
10003500 PBBV	3 Loop 1" X 1/2" Ball Valve w/PEX Barb	62.60
10006500 PBBV	6 Loop 1" X 1/2" Ball Valve w/PEX Barb	116.80
100012500 PBBV	12 Loop 1" X 1/2" Ball Valve w/PEX Barb	223.40



END PIECE 1/8" & 3/8" AIR VENTS

1000125 EP	1" X 1/8" End Piece	\$ 19.30
1000375 EP	1" X 3/8" End Piece	19.30
1250125 EP	1 1/4" X 1/8" End Piece	29.15
1250375 EP	1 1/4" X 3/8" End Piece	29.15
1500125 EP	1 1/2" X 1/8" End Piece	34.25
1500375 EP	1 1/2" X 3/8" End Piece	34.25
1000125-500 EP	1" X 1/8" Ftg X 1/2" Ftg End Piece	25.00
1250125-500 EP	1 1/4" X 1/8" Ftg X 1/2" Ftg End Piece	37.15
1500125-500 EP	1 1/2" X 1/8" Ftg X 1/2" Ftg End Piece	40.35
2000125-500 EP	2" X 1/8" Ftg X 1/2" Ftg End Piece	50.30




* NOTE: Not all manufactures of PEX Barrier tubing meet the dimensional requirements as set forth in ASTM Standards: F876 and F877.

MANIFOLDS AND ACCESSORIES

1" X 1/2" PEX BARB BALL VALVE, BELLED & SPUN CLOSED END (2" CTRS)

1003 SBPBBV	3 Loop 1" x 1/2" PEX Barb Ball Valve, Belled & Spun Clsd End	\$ 63.75
1004 SBPBBV	4 Loop 1" x 1/2" PEX Barb Ball Valve, Belled & Spun Clsd End	81.70
1005 SBPBBV	5 Loop 1" x 1/2" PEX Barb Ball Valve, Belled & Spun Clsd End	98.75
1006 SBPBBV	6 Loop 1" x 1/2" PEX Barb Ball Valve, Belled & Spun Clsd End	116.20
1007 SBPBBV	7 Loop 1" x 1/2" PEX Barb Ball Valve, Belled & Spun Clsd End	133.65
1008 SBPBBV	8 Loop 1" x 1/2" PEX Barb Ball Valve, Belled & Spun Clsd End	154.30
1009 SBPBBV	9 Loop 1" x 1/2" PEX Barb Ball Valve, Belled & Spun Clsd End	167.25
10010 SBPBBV	10 Loop 1" x 1/2" PEX Barb Ball Valve, Belled & Spun Clsd End	185.60
10012 SBPBBV	12 Loop 1" x 1/2" PEX Barb Ball Valve, Belled & Spun Clsd End	220.90



72" COPPER HEATING MANIFOLDS X 24 DROP (3" OC)

100024500 PBBV	24 Loop 1" X 1/2" PEX Barb W/ Ball Valve	\$ 450.00
100024500 PB	24 Loop 1" X 1/2" PEX Barb	167.45
100024500	24 Loop 1" X 1/2" Plain Drop	169.00
100024750	24 Loop 1" X 3/4" Plain Drop	194.00
125024500	24 Loop 1 1/4" X 1/2" Plain Drop	230.45
125024750	24 Loop 1 1/4" X 3/4" Plain Drop	251.30
150024750	24 Loop 1 1/2" X 3/4" Plain Drop	307.10
200024750	24 Loop 2" X 3/4" Plain Drop	408.25
2000241000	24 Loop 2" X 1" Plain Drop	425.50



72" COPPER HEATING MANIFOLDS X 18 DROP (4" OC)

100018750-4	18 Loop 1" X 3/4" Plain Drop	\$ 168.85
125018750-4	18 Loop 1 1/4" X 3/4" Plain Drop	219.95
150018750-4	18 Loop 1 1/2" X 3/4" Plain Drop	268.35
		376.90



72" COPPER HEATING MANIFOLDS X 12 DROP (6" OC)

100012750-6	12 Loop 1" X 3/4" Plain Drop	\$ 143.70
125012750-6	12 Loop 1 1/4" X 3/4" Plain Drop	188.55
150012750-6	12 Loop 1 1/2" X 3/4" Plain Drop	239.45
200012750-6	12 Loop 2" X 3/4" Plain Drop	345.55



PRECISION PLUMBING PRODUCTS

MASTER CARTON QUANTITIES

PART NUMBER	MASTER CARTON QUANTITY	CARTON WEIGHT	CARTON CUBIC FT
SC-500	50	37 LBS.	0.39
SC-500A	50	18 LBS.	0.35
SC-750	50	42 LBS.	0.46
SC-750B	50	28 LBS.	0.35
SC-1000	25	40 LBS.	0.56
SWA-500	50	33 LBS.	0.46
SWA-500A	50	17 LBS.	0.35
SWA-750	50	39 LBS.	0.46
SWA-750B	50	26 LBS.	0.35
MM-500TH	100	27 LBS.	0.35
MM-500SWA	100	25 LBS.	0.35
MM-500L	50	40 LBS.	1.11
MM-500FPF	50	35 LBS.	0.35
MM-5001FCT	50	39 LBS.	0.35
MM-5002FCT	50	40 LBS.	0.35
MM-5003CPT	50	26 LBS.	0.35
P1-500	25	36 LBS.	0.19
P2-500	25	36 LBS.	0.19
PR-500	25	32 LBS.	0.19
PO-500	50	38 LBS.	1.88
PT-4	01	16 LBS.	1.62
PTS-4	01	17 LBS.	1.62
TRB-2	25	42 LBS.	0.39
DU-4	25	18 LBS.	0.56
DU-U	50	21 LBS.	1.62

ISO 9001:2000 CERTIFIED



PRECISION PLUMBING PRODUCTS

802 SE 199th Ave • Portland, Oregon 97233 • 503-256-4010

"Specify with confidence – install with pride"®

FAX # 503-253-8165

WEB SITE: www.pppinc.net

Made in the U.S.A.